






## Household Collection Information

- Each household has two wheelie bins, one for **recycling**



and one for **general refuse collection**



- Please put cardboard/paper into  bin bags and PMD (plastic bottles, metal packaging and drink cartons) into  bin bags and place these inside the  wheelie bin.



If your cardboard/paper and PMD are not placed in the brown/white bags inside the bins your recycling will not be collected. A tag will be placed on your bin explaining the reason for non-collection.

-  wheelie bin is for the general waste.

! Please **remember** that **glass** should **never** be placed into **any** wheelie bin. Glass must be taken to the recycling centres on camp or dedicated glass recycling bins.

- Please only place your   out on the day of collections.

! **Do not** leave your wheelie bins on the pavement/road.

! Please **do not** leave   of rubbish on the ground and place them into the bin. Animals can rip them apart and rubbish then gets blown about by the wind.